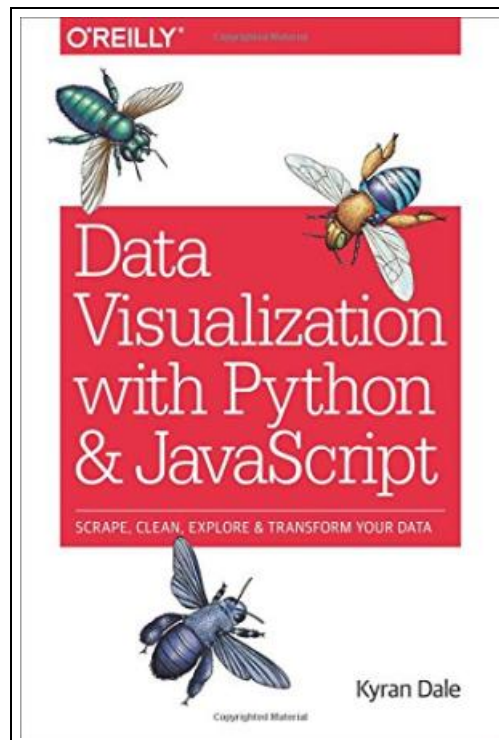


Data Visualization with Python and JavaScript: Scrape, Clean, Explore Transform Your Data (Paperback)



Filesize: 2.32 MB

Reviews



*A top quality pdf and also the font applied was fascinating to read. It can be full of knowledge and wisdom I am effortlessly could possibly get a delight of studying a created ebook.
(Oceane Stanton DVM)*

DATA VISUALIZATION WITH PYTHON AND JAVASCRIPT: SCRAPE, CLEAN, EXPLORE TRANSFORM YOUR DATA (PAPERBACK)

[DOWNLOAD](#)

To get **Data Visualization with Python and JavaScript: Scrape, Clean, Explore Transform Your Data (Paperback)** eBook, you should follow the button below and save the document or get access to other information which are relevant to DATA VISUALIZATION WITH PYTHON AND JAVASCRIPT: SCRAPE, CLEAN, EXPLORE TRANSFORM YOUR DATA (PAPERBACK) book.

O'Reilly Media, Inc, USA, United States, 2016. Paperback. Condition: New. Language: English . Brand New Book. Learn how to turn raw data into rich, interactive web visualizations with the powerful combination of Python and JavaScript. With this hands-on guide, author Kyran Dale teaches you how build a basic dataviz toolchain with best-of-breed Python and JavaScript libraries-including Scrapy, Matplotlib, Pandas, Flask, and D3-for crafting engaging, browser-based visualizations. As a working example, throughout the book Dale walks you through transforming Wikipedia's table-based list of Nobel Prize winners into an interactive visualization. You'll examine steps along the entire toolchain, from scraping, cleaning, exploring, and delivering data to building the visualization with JavaScript's D3 library. If you're ready to create your own web-based data visualizations-and know either Python or JavaScript- this is the book for you. Learn how to manipulate data with Python Understand the commonalities between Python and JavaScript Extract information from websites by using Python's web-scraping tools, BeautifulSoup and Scrapy Clean and explore data with Python's Pandas, Matplotlib, and Numpy libraries Serve data and create RESTful web APIs with Python's Flask framework Create engaging, interactive web visualizations with JavaScript's D3 library.

-  [Read Data Visualization with Python and JavaScript: Scrape, Clean, Explore Transform Your Data \(Paperback\) Online](#)
-  [Download PDF Data Visualization with Python and JavaScript: Scrape, Clean, Explore Transform Your Data \(Paperback\)](#)

Other Books



[PDF] Dont Line Their Pockets With Gold Line Your Own A Small How To Book on Living Large

Follow the web link beneath to download "Dont Line Their Pockets With Gold Line Your Own A Small How To Book on Living Large" PDF document.

[Download ePub »](#)



[PDF] I Learn, I Speak: Basic Skills for Preschool Learners of English and Chinese

Follow the web link beneath to download "I Learn, I Speak: Basic Skills for Preschool Learners of English and Chinese" PDF document.

[Download ePub »](#)



[PDF] RCadvisor s Modify: Design and Build From Scratch Your Own Modern Flying Model Airplane In One Day for Just

Follow the web link beneath to download "RCadvisor s Modify: Design and Build From Scratch Your Own Modern Flying Model Airplane In One Day for Just" PDF document.

[Download ePub »](#)



[PDF] Daycare Seen Through a Teacher s Eyes: A Guide for Teachers and Parents

Follow the web link beneath to download "Daycare Seen Through a Teacher s Eyes: A Guide for Teachers and Parents" PDF document.

[Download ePub »](#)



[PDF] Read Write Inc. Phonics: Yellow Set 5 Storybook 9 Grow Your Own Radishes

Follow the web link beneath to download "Read Write Inc. Phonics: Yellow Set 5 Storybook 9 Grow Your Own Radishes" PDF document.

[Download ePub »](#)



[PDF] Weebies Family Halloween Night English Language: English Language British Full Colour

Follow the web link beneath to download "Weebies Family Halloween Night English Language: English Language British Full Colour" PDF document.

[Download ePub »](#)